

**RESTORE, REINVEST AND RENEW (R3) PROGRAM
ANNUAL REPORT
DECEMBER 31, 2022**

Letter from Lieutenant Governor Stratton

The creation of the Restore, Reinvest and Renew (R3) program marked an unprecedented milestone in the State of Illinois: a commitment to addressing decades of underinvestment and harm caused by the war on drugs. In January 2021, the First round of R3 funds provided \$31.5 million to 80 grantees and their collaborative partners, providing services in the areas of civil legal aid, economic development, reentry, violence prevention, and youth development.

As Chair of the R3 Program Board, I am proud that we have continued to build upon the success of the First round of funding. In our second year, we allocated approximately \$144.6 million to both existing and new grantees who are providing critical programming across the state. Throughout this process, we have centered the needs and voices of communities that are most in need of reinvestment. Community members that represent neighborhoods receiving R3 funds sit on the R3 Program Board and participate in the applicant review process. Additionally, based on feedback we received from the community, we made a series of changes to the second round of funding that improved access for smaller applicants. We also have expanded educational and technical assistance opportunities, so organizations seeking to grow and develop sustainable programming can improve their readiness to compete for state funding opportunities.

We have also continued to develop programs to support small, grassroots organizations that are new to applying for state grants. In January 2023, ICJIA will officially launch Institute 2 Innovate (i2i). This capacity-building initiative will provide group and one-on-one coaching to grassroots organizations looking to expand their programming.

This work would not be possible without R3 Program Board members, Illinois Criminal Justice Information Authority Director Delrice Adams and her team, and the Justice, Equity, and Opportunity Initiative staff in my office. I am grateful for their tireless efforts to repair the harm done in our state. Finally, thank you to the current R3 grantees who are the center of the R3 program. I am honored to support their mission to create a more just and equitable Illinois.

2

Sincerely,

Lieutenant Governor Juliana Stratton

R3 Program Background

The Illinois 100th General Assembly passed the Cannabis Regulation and Tax Act (CRTA) during the 2019 legislative session. Governor JB Pritzker signed CRTA into law on June 25, 2019. This Act created the Restore, Reinvest, and Renew (R3) program. Twenty-Five percent (25%) of adult-use cannabis state tax revenues will invest in addressing the harm caused to communities by economic disinvestment, violence, and the war on drugs.

Per the statute, the funds appropriated for R3 grants shall address Five priority areas: economic development, violence prevention, youth development, reentry, and civil legal aid. In addition, the R3 funds must serve communities with the highest gun injury rates, unemployment, child poverty rates, and commitments to and returns from the Illinois Department of Corrections. A map of communities eligible to receive funds is available on the R3 website at r3.illinois.gov/eligibility.

In conjunction with Lieutenant Governor Juliana Stratton's Justice, Equity, and Opportunity (JEO) Initiative, the Illinois Criminal Justice Information Authority (ICJIA) oversees the R3 program and administers the funding aligned to the initiative. The R3 Program Board (R3 Board), chaired by the Lieutenant Governor, governs the program. R3 Board members include but are not limited to: appointed and elected officials, violence prevention experts, and community-based providers. In addition, residents who live or work in R3-eligible areas—and most importantly, formerly justice-system involved individuals—are also represented on the R3 Board.

Under the CRTA, the R3 Board's responsibilities are to:

- Establish a process to solicit applicants from eligible areas.
- Create a standard template for both planning and implementation activities.
- Identify resources to support the administration and evaluation of the R3 program.
- Review applications and agency agreements and approve funding distributions.
- Build a performance measurement system that focuses on positive outcomes.

- Support, monitor, and evaluate programs.
- Submit an annual report to the General Assembly and the Governor that will be posted on the respective governmental websites to provide updates on the initiative's progress.

In May 2020, ICJIA released the First notice of funding opportunity (NOFO) for the R3 program. ICJIA received over 400 complete applications. ICJIA interviewed, identified, and trained external reviewers responsible for scoring the respective applications to ensure an equitable and community-driven review process. Reviewer scores for each application were averaged, and the highest-scoring applications within each region were recommended for funding by ICJIA. These proposals were reviewed by the R3 Grant Program subcommittee, which then submitted its recommendations to the R3 Board. In its inaugural year, the R3 Board voted to award 80 organizations and their collaborative partners approximately \$31.5 million dollars in grant funding.

In the 2021-2022 Fiscal year, the R3 Board amended executed contracts for First-round grantees who met the criteria to receive the second year of funding. As a result, 58 grant agreements were modified to allow service provider organizations to continue programming for an additional year. Furthermore, 22 organizations identified as planning and assessment grantees were able to continue work through June 30, 2022. This decision resulted in a sustained \$29.6 million in grants for a second year to further the R3 mission in communities across Illinois.

As a rapid response to the increased violence experienced during the pandemic, in July 2021, ICJIA announced 21 grants totaling about \$3.5 million to organizations offering young people and emerging adults (ages 10 to 25) prosocial activities that may reduce violence and victimization or provide increased street intervention that summer.

A survey of this funding of First-round grantees allowed ICJIA to approximate additional funding cost needed for programming during the summer of 2022. In June 2022, ICJIA's Budget Committee and the R3 Board voted on and approved funding for 27 organizations at a requested nearly \$4.5 million in incremental dollars.

Prior to releasing the second-round funding opportunity, ICJIA staff and R3 Board members met with R3 agencies and community-based organizations to solicit feedback for improving the grant-making process. While important feedback was received for future releases, many organizations highlighted the challenges of sustaining the programs without multi-year funding. R3 grantees shared that it is easier to plan and expand programming with clarity regarding opportunities for multi-year Financing.

In October and December 2022, respectively, the ICJIA Budget Committee and R3 Board voted to extend 54 service delivery programs for the third and Final year, as allowed under the initial R3 NOFO. The 54 organizations were approved for an additional \$30.8 million in funding.

First-round R3 grantees have been allocated \$99.6 million in funding to date.

Second Round of R3 Grants

The Office of the Lieutenant Governor and ICJIA staff reflected on and evaluated the inaugural R3 process in preparation for the second R3 NOFO. Feedback was solicited from various stakeholders—including legislators, community members, advocates, and grantees — to determine changes that could improve the process before launching the second R3 NOFO.

Stakeholders offered the below as feedback; as a result, the following adjustments were made to the second R3 NOFO.

- ***Program planning:*** Many organizations had to build capacity before providing the proposed services. As such, the organizations needed more time to plan.
 - The R3 Board voted to create an ad hoc R3 NOFO Workgroup that researched and recommended amendments to planning and capacity-building and service delivery funding opportunities.

- ***New vs. established organizations:*** The larger, more established organizations outperformed the small community-based and/or grassroots organizations when compared to each other.
 - Staff created a tiered process to ensure applicant organizations only competed against others similar in budget capacity and years of service.
- ***Application Awareness and Readiness:*** Community-based and grassroots organizations either did not know about the funding opportunity or felt unequipped to submit a successful application.
 - A comprehensive statewide outreach plan was designed to ensure grassroots and community-based organizations were aware of the R3 Program and understood the resources ICJIA offered applicants.
- ***Technical Assistance Needed:*** Applicants required additional technical assistance to complete NOFO sections, such as budget creation, performance metrics, and using the state's grant management system AmpliFund.
 - ICJIA offered technical assistance workshops on critical components of the application, including creating a budget and performance measures.
- ***Equity Underscored:*** R3 Board and legislative leaders desired to ensure equity remains at the center of the grant-making process.
 - The R3 Board created a continuous review process to assess and ensure that evaluators/reviewers reflect the communities served by the program.
 - ICJIA also created an equity scorecard incorporated in the merit-based review and clearly identified in the NOFO.

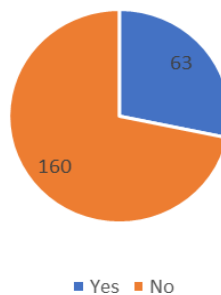
On December 15, 2021, ICJIA issued its second R3 NOFO, designating \$41.5 million for service delivery and \$4.5 million for planning and capacity-building grants. Where traditionally state NOFOs allow only 30 days to apply, applicants had an extended period of 80 days to complete and submit their applications by March 8, 2022. This increased

application time ensured smaller grassroots organizations had ample time to complete the process.

Two reviewers scored each application, which were averaged to determine the applicant's Final score. The top-scoring applicants in each region were funded at 100% of their requests. To be deemed eligible to participate in this application review process, all reviewers completed several training sessions as recommended by the NOFO Workgroup. First, reviewers received cultural competency and implicit bias training to improve the fairness and equity of the review process and ensure that reviewers considered the content, rather than format, of applications. The second training provided instruction on how to perform the merit-based review of the applications. Lastly, reviewers received grant-specific training to assist them in adequately scoring applications.

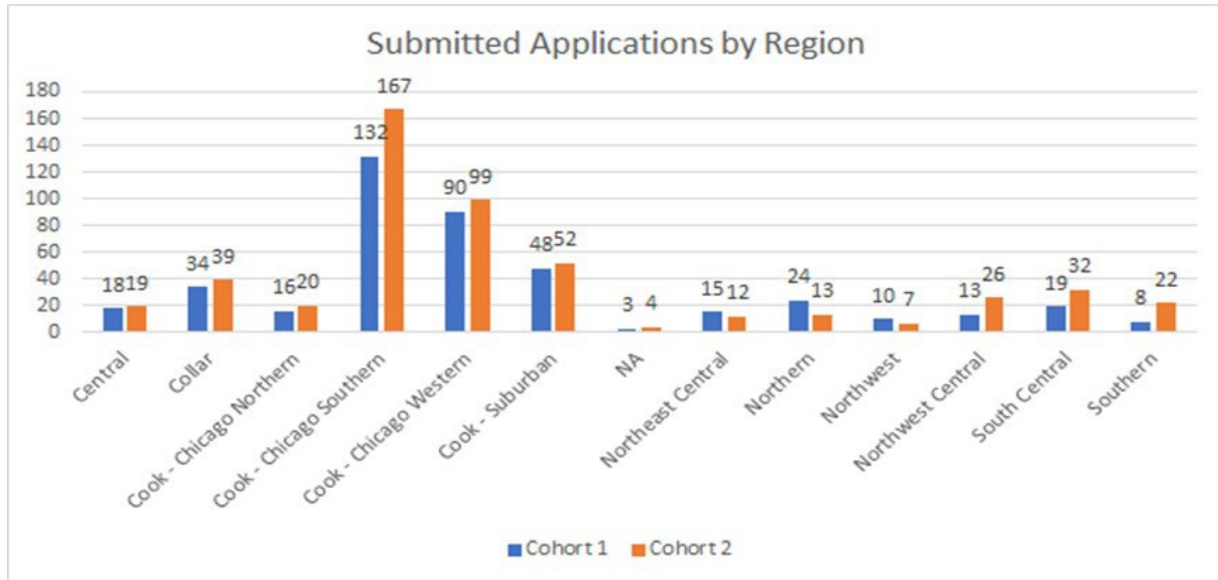
ICJIA received 512 complete applications, an increase of approximately 20% over the number of First-round applications received. This increase reflects the emphasis on the comprehensive community engagement and outreach plan executed for the second round of R3 funding. Roughly one-third of applicants had previously applied for R3 funds.

Prior R3 Application Submission



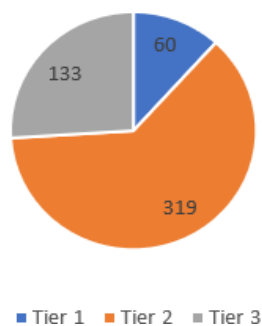
Note: Based on a voluntary survey of 408 unique R3 Cohort 2 applicants.

The Southern (+175%), South Central (+100%), and Northwest Central (+68%) regions experienced the most significant increases in application submissions. Northeast Central (-20%), Northwest (-30%), and Northern (-46%) regions experienced a drop in submitted applications when compared to those received in the prior year.



A tiered application process was implemented in the second NOFO to intentionally have organizations with similar budgets compete with one another. Close to 75% of R3 applicants were either organizations with budgets of less than \$2 million or had been in operation for less than Five years. Twelve percent (12%) of the 512 applicants were identified as Tier 1 organizations that had operated for less than two years. Tier 2 organizations represented 62% of the completed applications. These agencies had been working for at least two years and had an annual budget of less than \$2 million. The remaining 26% of the applications were from Tier 3 organizations, which had been functioning for more than Five years and had a budget of more than \$2 million.

Number of Applicants by Tier



Note: R3 Cohort 1 applications were not tiered. Tier 1 consists of organizations with less than two years of providing services. Tier 2 consists of organizations with two to Five years of providing services OR annual agency budgets of less than \$2 million. Tier 3 consists of organizations that have more than Five years of providing services AND have an annual budget of over \$2 million.

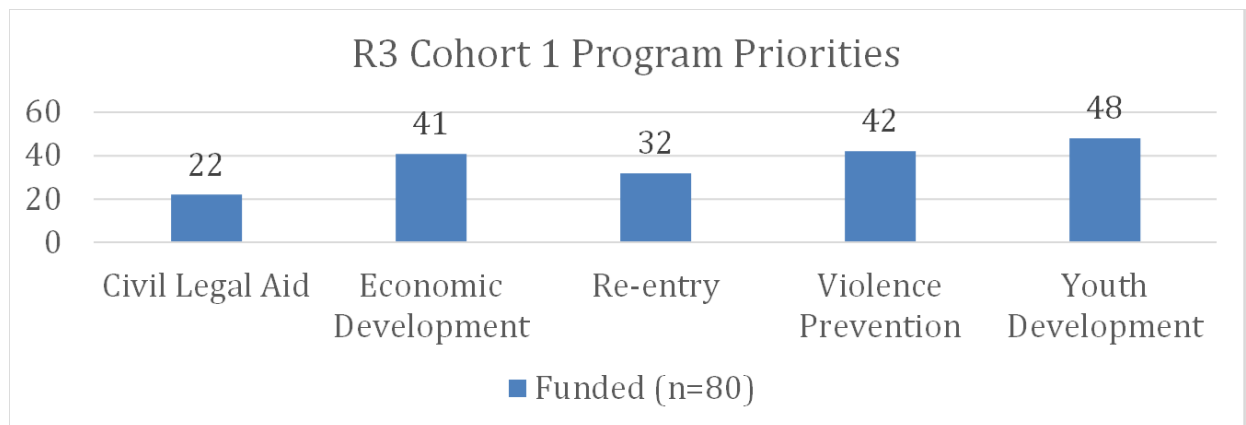
ICJIA received nearly a 100% increase in second round planning and capacity funding applicants over the First round.

Table 1. Total R3 Applications Submitted by Type

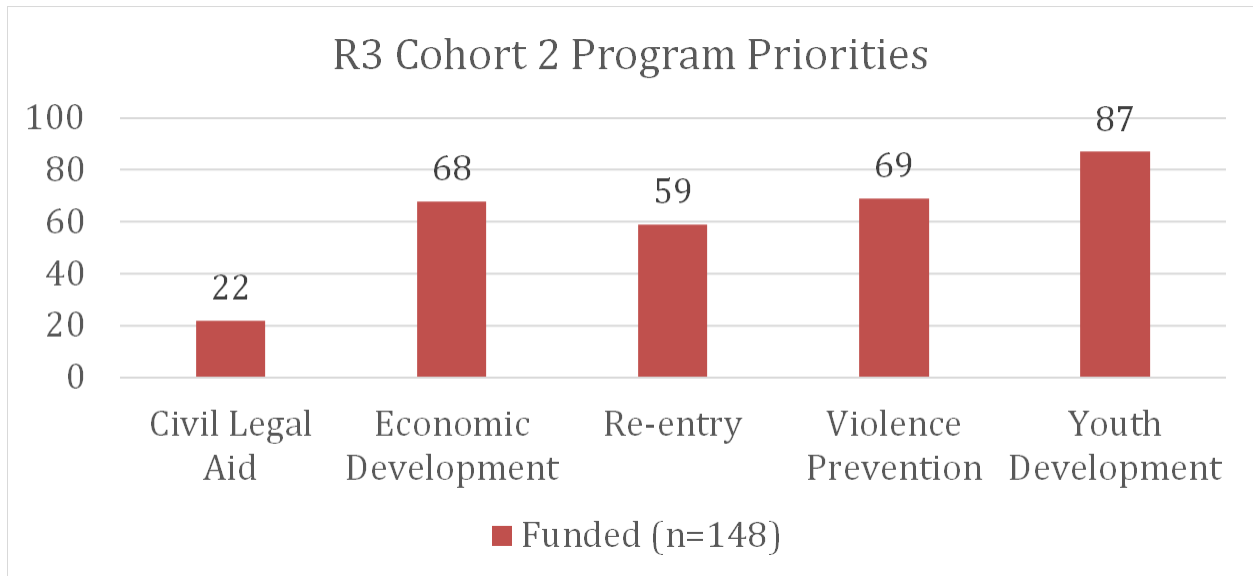
Application Type	Cohort 1	Cohort 2	Percent Change
Service Delivery	354	371	4.8%
Planning & Capacity Building	72	141	95.8%
NA	4	0	-100.0%
Total	430	512	19.1%

On June 16, 2022, the R3 Board voted to grant about \$45 million to 148 organizations and their sub-grantees.

Since its inception, the R3 Board has awarded approximately \$144.6 million in grant funding to 228 organizations and their collaborative partners throughout the state. R3 grantees are impacting vulnerable communities statewide, with many organizations servicing more than one area. R3 service provisions are in the areas of civil legal aid, economic development, reentry, violence prevention, and youth development.



Note: Totals do not sum to 80 because each applicant could select multiple priority areas.



Note: Totals do not sum to 148 because each applicant could select multiple priority areas.

ICJIA has identified that reentry programs need increased representation. While grants are available to serve justice system-impacted individuals reentering their communities, there needs to be more response in the application. ICJIA staff will consider a more intentional approach to connect with reentry service providers and provide Lieutenant Governor Juliana Stratton and the R3 Board with recommendations for reentry program expansion.

New Capacity Building Initiative

Throughout Illinois, thousands of organizations struggle with capacity as they work to make a positive impact by providing much-needed services in their communities. Historical disinvestment continues to plague grassroots organizations, leaving them vulnerable and at risk of dissolving. Equity, fairness, and opportunity across Illinois are overarching priorities for every grant program ICJIA administers.

In January 2023, ICJIA will launch the Institute 2 Innovate (i2i), a capacity-building hub for community-based organizations across Illinois. i2i staff will train organizations on how to strengthen infrastructure, increase sustainability, and address their capacity needs. Cohort members will include local organizations that have not been able to obtain state grant

funds, ICJIA grantees with capacity constraints, and existing R3 grantees needing extra support.

i2i staff will offer capacity-building service support for up to 18 months. Capacity-building services will include:

- Organizational development.
- Program assessment and evaluation.
- Personnel/staffing support.
- Fiscal management/oversight.
- Board development.

For more information about the i2i initiative, please visit icjia.illinois.gov/i2i or email cja.i2i@illinois.gov.

Round 2 R3 Program Spotlight

Academic Development Institute Youth Engagement Program

Academic Development Institute (ADI) Youth Engagement Program (YEP) provides a collaborative continuum of care for youth ages 0 to young adulthood in the East St. Louis, Brooklyn, Venice, and Washington Park communities. These communities experience high rates of gun injury, poverty, unemployment, and excessive incarceration. ADI research indicates that if left unmitigated, these threats to health, safety, and economic well-being will have a direct and detrimental impact on academic achievement.

The nine-month program titled YEP is a collaboration of ADI, Teens Against Killing Everywhere (TAKE), Uni-Pres Kindercottage, and Venice Community Unit School District 3.

With its R3 grant, YEP will provide services to an estimated 195 targeted youth. The program supports R3 priorities of *youth development, economic development, and violence prevention*.

- ***youth development:*** YEP provides PreK to 12th grade, school-based and school-linked culturally appropriate literacy programs; character, leadership, and positive behavior programs; GED coursework; workplace social skill training; CPR and First Aid training certifications; and professional, educational, and personal goal planning.
- ***economic development:*** the program offers pre-apprenticeship carpentry training and certification, information technology training and certifications, employability training, and will incorporate trainee-performed community service projects.
- ***violence prevention:*** YEP interventions to reduce gun violence include mental toughness workshops, youth camps, youth councils, and trauma-informed instruction and services to families.

List of funded organizations

List of Cohort 1 Funded Organizations (n=80)

Grantee Name	Award Amount
City of Springfield	\$113,333
East Springfield Community Center Commission	\$114,607
1863FWD LLC	\$629,347
Chicago Urban League	\$258,043
DuSable Museum of African American History	\$374,850
Garfield Park Community Council	\$252,121
Girls In The Game	\$291,588
Black Oak Center	\$54,237
City of Kankakee ECDA	\$40,691
Key City Community Development CorporaXon	\$122,817
Will County	\$214,904
IL CollaboraXon for Youth	\$112,991
Torito Arts	\$112,941
Family Resources	\$28,954
United Way of Adams County	\$35,417
City of Madison Police Dept	\$130,746
IAJJC Centralia	\$122,460
City of Harrisburg	\$36,193
Public Interest Law IniXaXve	\$42,224
Monroe FoundaXon	\$311,934
The Link and OpXon Center	\$113,333
East Springfield Community Center Commission	\$1,706,186
Illinois Legal Aid Springfield	\$80,910

Land of Lincoln Legal Aid	\$375,834
Macon County CASA	\$155,758
Sherrod's Independent Mentoring Program	\$471,744
Springfield Urban League	\$839,404
CommuniXes United	\$416,632
First Defense Legal Aid	\$165,364
Local IniXaXves Support CorporaXon	\$1,002,534
Safer FoundaXon	\$1,618,000
AlternaXves, Inc	\$1,027,994
Center for New Horizons	\$3,904,806
Chicago Torture JusXce Center	\$462,338
Chicago Urban League	\$3,823,140
Emerald South Economic Development CollaboraXve	\$5,000,000
Hope Center FoundaXon	\$713,077
Phalanx Community Services	\$999,411
St. Leonard's Ministries	\$223,754
Chicago Youth Boxing Club	\$102,200
Children's Place AssociaXon	\$1,127,579
J. Blunt	\$189,414
Law And The Fam LLC	\$1,677,780
Lawndale ChrisXan Development CorporaXon	\$268,584
NAACP Westside Chicago Branch	\$4,309,790
St. Leonard's Ministries	\$698,140
GameXme Life Skills FoundaXon	\$1,121,717
Kankakee School District 111	\$1,948,513
Northern IL Recovery Community OrganizaXon Waukegan	\$518,400
Prairie State Legal Services	\$1,063,350

Will County	\$1,763,400
Land of Lincoln Legal Aid	\$184,578
The Trep School	\$626,573
University of Illinois	\$798,114
City of Rockford	\$1,041,580
Comprehensive Community SoluXons	\$1,069,096
Girl Scouts of Northern IL	\$589,650
KFACT	\$372,490
Prairie State Legal Services	\$386,170
YMCA of Rock River Valley	\$172,714
MarXn Luther King Community Center	\$491,154
Perfectly Flawed FoundaXon	\$182,138
Prairie State Legal Services	\$309,016
Peoria Public Schools	\$1,717,338
Prairie State Legal Services	\$460,407
Project Oz	\$508,570
Tri County Urban League	\$1,288,106
Academic Development InsXtute	\$1,809,292
United Way Greater St. Louis	\$1,724,340
Arrowleaf (formerly Family Counseling Center)	\$593,215
Land of Lincoln Legal Aid	\$115,280
Lutheran Social Services	\$457,404
Center for Community Academic Success Partnerships	\$730,000
Chicago Urban League	\$1,982,730
Cook County JAC	\$1,200,000
Cornerstone CDC	\$627,955
Knoey Luxe	\$1,172,602

Metropolitan Family Services	\$2,339,458
NaXonal Diversity and Inclusion Cannabis Alliance	\$809,607

List of Cohort 2 Funded OrganizaXons (n=148)

Grantee Name	Award Amount
SkyWalker Outreach Services Inc.	\$258,597
The INCSPOT LTD	\$121,010
Sangamon County, Illinois	\$93,213
The Springfield Project	\$519,686
Mrs K Community Center	\$519,766
City of Springfield	\$260,033
Macon County	\$243,531
NaXonal Youth Advocate Program, Inc.	\$259,941
Real Love Ministries	\$150,000
GameXme Bagng Club LLC	\$490,000
The Community Works Inc. NFP	\$747,770
Greater Waukegan Development CoaliXon	\$404,875
Discouraging Factor Group	\$300,000
UMMA Urban Muslim Minority Alliance	\$118,733
Aurora Area Interfaith Food Pantry	\$250,000
Chicago Workers' CollaboraXve NFP	\$893,870
SGA Youth & Family Services	\$488,789
AssociaXon for Individual Development	\$490,820
North Chicago CUSD 187	\$112,948
CGG Law Partners LLC	\$287,788
GameXme Bagng Club LLC	\$285,000
ONE Northside	\$265,010
Centro San Bonifacio	\$418,670
A Just Harvest	\$577,000

Howard Area Community Center	\$200,000
Chinese Mutual Aid AssociaXon	\$94,293
Centro Romero	\$162,268
Puerto Rican Cultural Center	\$282,288
Heaven's View Community Development Corp	\$1,431,952
The Corporate Breakup, LLC.	\$1,378,427
A Knock At Midnight, NFP	\$650,000
Illinois Equity Staffing LLC	\$1,454,944
Resilience Partners NFP	\$1,500,000
United African OrganizaXon	\$450,000
Musical Arts InsXtute	\$150,000
Ladies of Virtue	\$102,003
Girls Inc. of Chicago	\$285,860
West Point School of Music	\$500,000
Walter Mendenhall Inc. NFP DBA Male Mogul IniXaXve Inc. NFP	\$75,000
Women in Need Recovery	\$1,499,948
GRO Community	\$283,263
Illinois Prison Project	\$1,431,000
Neighborhood Housing Services of Chicago, Inc.	\$902,416
Life Impacters FoundaXon	\$464,541
College Mentoring Experience	\$150,000
Two Five Three Two Corp NFP	\$654,147
Gardeneers	\$123,182
Bethel New Life FoundaXon - dba West Side Forward	\$317,168
Bridge to Freedom	\$205,000
OpXons For Youth	\$112,800
Men & Women In Prison Min	\$306,821

Sankofa Safe Child IniXaXve	\$138,818
Jim Winner Professional LiXgant InformaXon Products	\$1,110,575
Friends of the Children – Chicago	\$373,803
A Safe Haven FoundaXon	\$659,390
BUILD, Inc.	\$653,457
J & P ConsulXng Group LLC	\$661,199
Un Nuevo Despertar A New Awakening NFP	\$75,400
The 1937 FoundaXon	\$773,575
NAMI Metro-Suburban, INC.	\$314,857
Thee Chef Maria LLC	\$752,240
C.L.I.C.K. Services NFP	\$497,954
Lifehouse Recovery OrganizaXon	\$1,498,486
OAI, Inc.	\$365,990
Healthcare AlternaXve Systems	\$332,134
Proviso-Leyden Council for Community AcXon, Inc.	\$767,635
Dispute ResoluXon InsXtute, Inc.	\$149,797
STEP Recovery Center	\$212,001
Champaign County ChrisXan Health Center	\$150,000
CHM Bible Theatre ProducXons, Inc.	\$95,000
Urbana School District 116	\$111,745
NaXonal Youth Advocate Program, Inc.	\$111,745
Faith in Place	\$37,579
Rockford Regional Hispanic Chamber of Commerce	\$144,474
VOICES of Stephenson County	\$115,166
Rockford Promise	\$395,134
Zion West Enterprise NFP	\$373,780
NaXonal Youth Advocate Program, Inc.	\$256,051

GameXme Bagng Club LLC	\$87,706
Braveheart Children's Advocacy Center	\$110,448
GameXme Life Skills FoundaXon	\$175,000
Project NOW, Inc.	\$129,050
Total Life Centers	\$306,667
Clipped Wing Global IniXaXve	\$91,755
GameXme Bagng Club LLC	\$305,000
Bella Ease	\$200,000
ArXsts Reenvisioning Tomorrow Inc	\$600,000
Heaven's View Community Development Corp	\$613,334
YWCA McLean County	\$282,601
NaXonal Youth Advocate Program, Inc.	\$306,016
Truth NFP	\$296,650
MAC InsXtute of Beauty LLC	\$176,475
Land of Lincoln Legal Aid, Inc.	\$294,991
Joe W. Roberts Youth Club	\$316,889
Paris Union School District 95	\$149,933
Spero Family Services	\$278,480
Teens Against Killing Everywhere	\$593,300
Planet Focus, Inc.	\$96,473
Cairo School District #1	\$96,473
Board of Trustees of Western Illinois University	\$183,609
Carbondale United	\$192,946
Family Advocacy Services NFP	\$192,946
Faith CoaliXon for the Common Good, Inc	\$57,785
Illinois AssociaXon of Juvenile JusXce Councils	\$57,785
New DirecXons of Jacksonville IL, Inc	\$57,785

Northern Illinois Recovery Community OrganizaXon (NIRCO)	\$109,071
Kankakee County Renewed Opportunity	\$107,526
New Day Employment Network	\$101,860
Nicasa	\$52,750
CGG Law Partners LLC	\$49,968
Legacy Barber College	\$64,206
Hermosa Neighborhood AssociaXon	\$64,206
Just Equality Systems for Us (JESUS OrganizaXon)	\$159,106
Lifescore FoundaXon	\$158,718
ConnecXng RJ CommuniXes LLC	\$100,000
ConTextos, NFP	\$305,137
Romes Joy Catering Company	\$296,457
Project SYNCERE	\$55,900
Phalanx Family Services	\$158,528
Physiohealth PLLC	\$73,510
New Covenant CDC	\$75,000
Community EducaXon Network	\$124,448
Beyond the Ball NFP	\$49,000
HabilitaXve Systems, Inc.	\$73,500
The West Side JusXce Center, Inc.	\$73,510
Alpha and Omega FoundaXon	\$85,000
Taufe-Hue Private Capital LLC	\$85,893
Next Move	\$165,228
Respond Now	\$171,906
Cook County	\$85,893
CHM Bible Theatre ProducXons, Inc.	\$50,000
Urbana School District 116	\$36,000

Family First Inflatables LLC	\$47,740
Rockford Area Arts Council	\$56,900
United Way of Northwest Illinois	\$56,970
GameXme Bagng Club LLC	\$50,000
ADV & SAS	\$30,944
GameXme Bagng Club LLC	\$50,000
House of Hope Peoria. INC	\$50,000
Tri-County Urban League	\$68,148
Nannie M Johnson Community Center	\$68,148
Genesis Garden	\$40,834
Tidy Butler CorporaXon	\$50,000
YWCA of Southwestern Illinois	\$65,922
Mt. Sinai Development CorporaXon	\$65,922
United CongregaXons of Metro East	\$100,000
Planet Focus, Inc.	\$50,000
Spero Family Services	\$50,000
University of Illinois at Urbana-Champaign	\$50,000